


ZERON
NEW LIGHT NEW LIFE

Triproof Light

ZERN-H03L



Specification

Daya (W)	Input Voltage	Frequency Amp	LED Efikasi	Total Lumen	CRI	Temperatur Warna	Proteksi	Material
20W	AC100-277V	50/60Hz	130Lm/W	2.600Lm	>80Ra	3000K/4000K/5000K/6000K	IP65	Die Casting Aluminium
50W			6.500Lm					
60W			7800Lm					

Model : ZERN-H03L-20W



Dimension (mm)



Model : ZERN-H03L-50W



Dimension (mm)



Model : ZERN-H03L-60W



Dimension (mm)



- * Easy maintenance
- Modular LED for easy replacement
- Opening and closing possible of LED module part and power supply part
- Customizable beam angle
- Temperature max 50°



ZERON
NEW LIGHT NEW LIFE

Downlight Zeron

ZERN-COBDH-ZRSM



Specification

Daya (W)	Input Voltage	Frequency Amp	LED Efikasi	Total Lumen	CRI	Temperatur Warna	Proteksi	Berat	Material
20W	AC175-265V	50/60Hz	90Lm/W	1.800Lm	>80Ra Optional (>80Ra, >90Ra)	3000K/4000K/6000K	IP20	476gr	Die Casting Aluminium
30W			2.700Lm	616gr					
40W			3.600Lm	939gr					

Model : ZERN-COBDH-ZRSM-20W



Dimension (mm)



Light Distribution Curve



Model : ZERN-COBDH-ZRSM-30W



Dimension (mm)



Light Distribution Curve



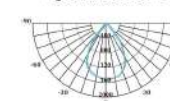
Model : ZERN-COBDH-ZRSM-40W



Dimension (mm)



Light Distribution Curve



- * Easy maintenance
- Modular LED for easy replacement
- Opening and closing possible of LED module part and power supply part
- Customizable beam angle
- Temperature max 50°



ECO
LUXON
Downlight Ecoluxon
ELX-ECDL-COB

120
lm/W



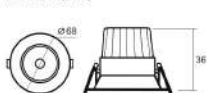
■ Specification

Daya (W)	Input Voltage	Frequency Amp	LED Efikasi	Total Lumen	CRI	Temperatur Warna	Proteksi	Beam Angle	Berat	Material
5W	AC105-265V	50/60Hz	600Lm/W	600Lm	>80Ra	3000K/4000K/6000K	IP20	30°	93gr	Die Casting Aluminium
8W			960Lm	130gr						
12W			1,440Lm	238gr						
15W			1,800Lm	413gr						

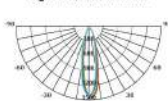
Model : ELX-ECDL-COB-5W



Dimension (mm)



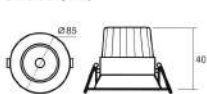
Light Distribution Curve



Model : ELX-ECDL-COB-8W



Dimension (mm)



Light Distribution Curve



Model : ELX-ECDL-COB-12W



Dimension (mm)



Light Distribution Curve




Model : ELX-ECDL-COB-15W



Dimension (mm)



Light Distribution Curve



- * Easy maintenance
- Modular LED for easy replacement
- Opening and closing possible of LED module part and power supply part
- Customizable beam angle
- Temperature max 50°



ECO
LUXON
Downlight Ecoluxon
ELX-DL-SMD

110
lm/W



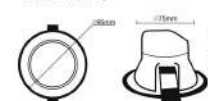
Specification

Daya (W)	Input Voltage	Frequency Amp	LED Efikasi	Total Lumen	CRI	Temperatur Warna	Proteksi	Berat	Material
6W	AC105-265V	50/60Hz	110lm/W	660Lm	>80Ra	3000K/4000K/6000K	IP20	60gr	Die Casting Aluminium
9W			990Lm	110gr					
12W			1,320Lm	150gr					
18W			1,980Lm	210gr					

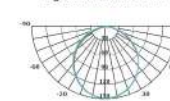
Model : ELX-DL-SMD-6W



Dimension (mm)



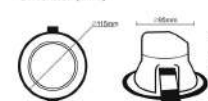
Light Distribution Curve



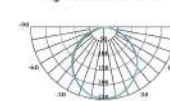
Model : ELX-DL-SMD-9W



Dimension (mm)



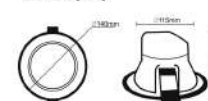
Light Distribution Curve



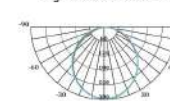
Model : ELX-DL-SMD-12W



Dimension (mm)



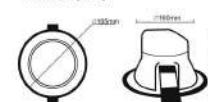
Light Distribution Curve



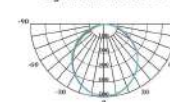
Model : ELX-DL-SMD-18W



Dimension (mm)



Light Distribution Curve



- * Easy maintenance
- Modular LED for easy replacement
- Opening and closing possible of LED module part and power supply part
- Customizable beam angle
- Temperature max 50°



ECO
LUXON
Downlight Ecoluxon
ELX-SLDR



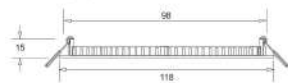
■ Specification

Daya [W]	Input Voltage	Frequency Amp	LED Efikasi	Total Lumen	CRI	Temperatur Warna	Proteksi	Berat	Material
6W	AC165-265V	50/60Hz	100Lm/W	600Lm	>80Ra	3000K/4000K/5000K	IP20	170gr	Die Casting Aluminium
9W				900Lm				190gr	
12W				1.200Lm				270gr	
18W				1.800Lm				470gr	
24W				2.400Lm					

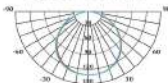
Model : ELX-SLDR-6W



Dimension [mm]




Light Distribution Curve



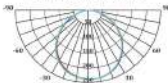
Model : ELX-SLDR-9W



Dimension [mm]



Light Distribution Curve



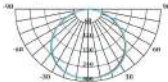
Model : ELX-SLDR-12W



Dimension [mm]



Light Distribution Curve



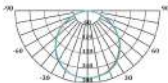
Model : ELX-SLDR-18W



Dimension [mm]



Light Distribution Curve



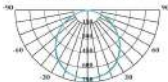
Model : ELX-SLDR-24W



Dimension [mm]



Light Distribution Curve



- * Easy maintenance
- Modular LED for easy replacement
- Opening and closing possible of LED module part and power supply part
- Customizable beam angle
- Temperature max 50°



ECO
LUXON
Downlight Ecoluxon
ELX-SLDS



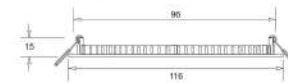
■ Specification

Daya [W]	Input Voltage	Frequency Amp	LED Efikasi	Total Lumen	CRI	Temperatur Warna	Proteksi	Berat	Material
6W	AC165-265V	50/60Hz	100Lm/W	600Lm	>80Ra	3000K/4000K/5000K	IP20	120gr	Die Casting Aluminium
9W				900Lm				180gr	
12W				1.200Lm				270gr	
18W				1.800Lm				330gr	
24W				2.400Lm				570gr	

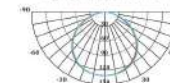
Model : ELX-SLDS-6W



Dimension [mm]



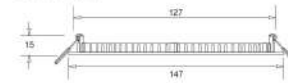
Light Distribution Curve



Model : ELX-SLDS-9W



Dimension [mm]



Light Distribution Curve



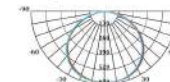
Model : ELX-SLDS-12W



Dimension [mm]



Light Distribution Curve




Model : ELX-SLDS-18W



Dimension [mm]



Light Distribution Curve



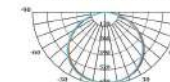
Model : ELX-SLDS-24W



Dimension [mm]



Light Distribution Curve



- * Easy maintenance
- Modular LED for easy replacement
- Opening and closing possible of LED module part and power supply part
- Customizable beam angle
- Temperature max 50°



PERFORMANCE



PARKING



SHOPING MALL



CLASSROOM



CANOPY



MOSQUE



HOTEL ROOM



HOSPITAL



OFFICE



GARMENT FACTORY



WAREHOUSE



SUPER MARKET



CORRIDOR



TOLL GATE



LOBBY BUILDING



GAS STATION



HIGHWAY

FACTORY

PRODUCT LINE



PACKING LINE



MATERIAL WAREHOUSE



FINISH GOOD WAREHOUSE



DOWNLIGHT AGING MACHINE



STREET LIGHT AGING MACHINE



FINISH GOOD WAREHOUSE



TUBELIGHT AGING MACHINE



LASER MARKING MACHINE



FACTORY

SPECTROPHOTO COLORMETER MACHINE



IP TEST MACHINE



THD TEST MACHINE



HI POT TEST MACHINE



SMT MACHINE



INSULATION TEST MACHINE




EARTH TEST MACHINE



VIBRATOR MACHINE



GONIOPHOTOMETER MACHINE



TEMPERATURE & HUMIDITY MACHINE



GONIOPHOTOMETER MACHINE



ZERON
NEW LIGHT NEW LIFE

All In One Solar Light

ELE-20



3.000K 4.000K 5.000K 6.000K

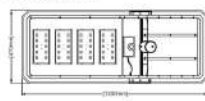
Specification

Daya [W]	Frequency Amp	LED Efikasi	Total Lumen	CRI	Proteksi	Life Po4 Battery	Charging Time	Material
80W	50/60Hz	160Lm/W	12.800Lm	>80Ra	IP65	12.8V, 192Ah	12 jam	Die Casting Aluminium
100W			16.000Lm			12.8V, 240Ah		
120W			19.200Lm			12.8V, 260Ah		
150W			24.000Lm			12.8V, 288Ah		

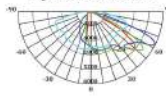
Model : ELE-20-80W/100W



Dimension (mm)



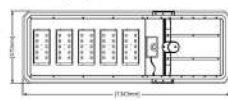
Light Distribution Curve




Model : ELX-ECDL-MPF-120W



Dimension (mm)




Light Distribution Curve



Model : ELX-ECDL-MPF-150W



Dimension (mm)



Light Distribution Curve



- * Easy maintenance
- Modular LED for easy replacement
- Opening and closing possible of LED module part and power supply part
- Customizable beam angle
- Temperature max 50°



ZERON
NEW LIGHT NEW LIFE

Flood Light Zeron

ZERN-FLH-ZRSM



3.000K 4.000K 5.000K 6.000K

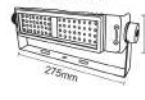
Specification

Daya [W]	Input Voltage	Frequency Amp	LED Efikasi	Total Lumen	CRI	Temperatur Warna	Proteksi	Beam Angle	Berat	Material
50W	AC170-277V	50/60Hz	160Lm/W	7500Lm	>70Ra	3000K/5000K	IP66	30°/60°/90°	2kg	Die Casting Aluminium
100W				15.000Lm					3.3kg	
150W				22.500Lm					4.4kg	
200W				30.000Lm					5.2kg	

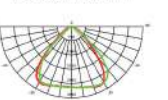
Model : ZERN-FLH-ZRSM-50W



Dimension (mm)



Light Distribution Curve



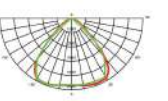
Model : ZERN-FLH-ZRSM-100W



Dimension (mm)



Light Distribution Curve



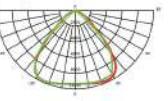
Model : ZERN-FLH-ZRSM-150W



Dimension (mm)



Light Distribution Curve



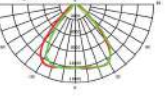
Model : ZERN-FLH-ZRSM-200W



Dimension (mm)



Light Distribution Curve



- * Easy maintenance
- Modular LED for easy replacement
- Opening and closing possible of LED module part and power supply part
- Customizable beam angle
- Temperature max 50°



ZERON
NEW LIGHT NEW LIFE

Flood Light Zeron

ZERN-FL-ZRSM



3.000K 4.000K 5.000K 6.000K

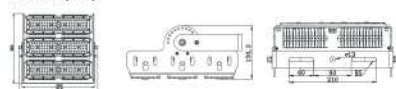
Specification

Daya [W]	Input Voltage	Frequency Amp	LED Efikasi	Total Lumen	CRI	Temperatur Warna	Proteksi	Beam Angle	Berat	Material
300W	AC170-277V	50/60Hz	156lm/W	45.000Lm	>70Ra	3000K/5000K	IP66	20°/30°/60°/90°	9.4kg	Die Casting Aluminium
400W	AC170-277V	50/60Hz	156lm/W	75.000Lm	>70Ra	3000K/5000K	IP66	20°/30°/60°/90°	10kg	Die Casting Aluminium

Model : ZERN-FL-ZRSM-300W



Dimension [mm]



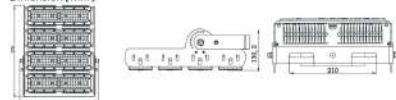
Light Distribution Curve




Model : ZERN-FL-ZRSM-400W



Dimension [mm]



Light Distribution Curve



- * Easy maintenance
- Modular LED for easy replacement
- Opening and closing possible of LED module part and power supply part
- Customizable beam angle
- Temperature max 50°



ZERON
NEW LIGHT NEW LIFE

Flood Light Zeron

ZERN-FL-ZRSM



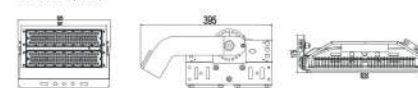
3.000K 4.000K 5.000K 6.000K

Daya [W]	Input Voltage	Frequency Amp	LED Efikasi	Total Lumen	CRI	Temperatur Warna	Proteksi	Beam Angle	Berat	Material
500W	AC170-277V	50/60Hz	150lm/W	75.000Lm	>70Ra	3000K/5000K	IP66	20°/30°/60°/90°	12.8kg	Die Casting Aluminium
750W				112.500Lm					17.2kg	
1000W				150.000Lm					22kg	

Model : ZERN-FL-ZRSM-500W



Dimension [mm]



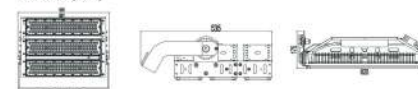
Light Distribution Curve



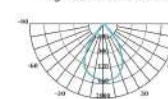
Model : ZERN-FL-ZRSM-750W



Dimension [mm]



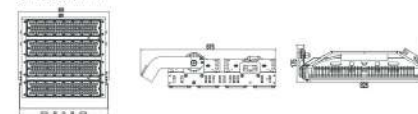
Light Distribution Curve



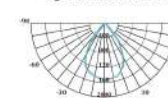
Model : ZERN-FL-ZRSM-1000W



Dimension [mm]



Light Distribution Curve



- * Easy maintenance
- Modular LED for easy replacement
- Opening and closing possible of LED module part and power supply part
- Customizable beam angle
- Temperature max 50°



ZERON
NEW LIGHT NEW LIFE

Flood Light Zeron

ZERN-FL-ZRSM



3.000K 4.000K 5.000K 6.000K

Specification

Daya [W]	Input Voltage	Frequency [Hz]	LED Efikasi	Total Lumen	CRI	Temperatur Warna	Proteksi	Beam Angle	Berat	Material
1250W	AC170-277V	50/60Hz	150Lm/W	187500Lm	>70Ra	3000K/5000K	IP66	20°/30°/60°/90°	9.4kg	Die Casting Aluminium
1500W	AC170-277V	50/60Hz	150Lm/W	225.000Lm	>70Ra	3000K/5000K	IP66	20°/30°/60°/90°	10kg	Die Casting Aluminium

Model : ZERN-FL-ZRSM-1250W



Dimension (mm)



Light Distribution Curve



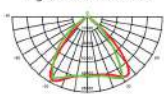
Model : ZERN-FL-ZRSM-1500W




Dimension (mm)



Light Distribution Curve



Light Distribution Curve



- * Easy maintenance
- Modular LED for easy replacement
- Opening and closing possible of LED module part and power supply part
- Customizable beam angle
- Temperature max 50°



ECO
LUXON

Flood Light Ecoluxon

ELX-ECOSM



3.000K 4.000K 5.000K 6.000K

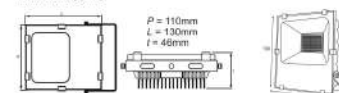
Specification

Daya [W]	Input Voltage	Frequency [Hz]	LED Efikasi	Total Lumen	CRI	Temperatur Warna	Proteksi	Beam Angle	Berat	Material
10W	AC170-240V	50/60Hz	100Lm/W	1.000Lm	>70Ra	3000K/6000K	IP66	90°	0.3kg	Die Casting Aluminium
30W				3.000Lm					0.6kg	
50W				5.000Lm					1.05kg	
100W				10.000Lm					1.34kg	

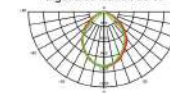
Model : ELX-FL-ECOSM-10W



Dimension (mm)



Light Distribution Curve



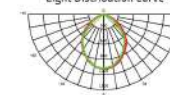
Model : ELX-FL-ECOSM-30W



Dimension (mm)



Light Distribution Curve



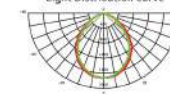
Model : ELX-FL-ECOSM-50W



Dimension (mm)



Light Distribution Curve




Model : ELX-FL-ECOSM-100W



Dimension (mm)



Light Distribution Curve



- * Easy maintenance
- Modular LED for easy replacement
- Opening and closing possible of LED module part and power supply part
- Customizable beam angle
- Temperature max 50°



ECO
LUXON
High Bay Ecoluxon
ELX-HB



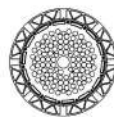
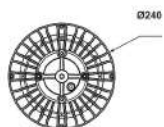
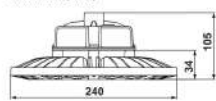
■ Specification

Daya [W]	Input Voltage	Frequency Amp	LED Efikasi	Total Lumen	CRI	Temperatur Warna	Proteksi	Beam Angle	Berat	Working Temp	Material
30W	AC170-277V	50/60Hz	150lm/W	4,500Lm	>70Ra	6000K	IP65	60°/90°/120°	1.8kg	-20-45°C	Graphene
50W				7,500Lm					1.8kg		
80W				12,000Lm					2.1kg		
100W				15,000Lm					2.1kg		

Model : ELX-HB-30W/50W



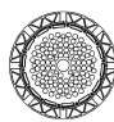
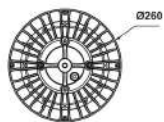
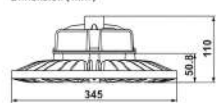
Dimension [mm]



Model : ELX-HB-80W/100W



Dimension [mm]



Dimension [mm]



M10 Hanging Hook



Mounting Bracket



Stainless Steel Safety Wire



Iron Chain

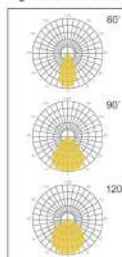


Aluminium Lampshade



PC Lampshade

Light Distribution Curve



- * Easy maintenance
- Modular LED for easy replacement
- Opening and closing possible of LED module part and power supply part
- Customizable beam angle
- Temperature max 50°



ECO
LUXON
High Bay Ecoluxon
ELX-HB



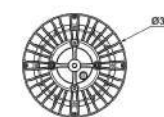
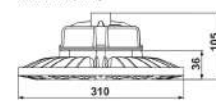
■ Specification

Daya [W]	Input Voltage	Frequency Amp	LED Efikasi	Total Lumen	CRI	Temperatur Warna	Proteksi	Beam Angle	Berat	Working Temp	Material
120W	AC170-277V	50/60Hz	150lm/W	18,000Lm	>70Ra	6000K	IP65	60°/90°/120°	3kg	-20-45°C	Graphene
150W				22,500Lm					3kg		
80W				12,000Lm					3.9kg		
200W				30,000Lm					3.9kg		

Model : ELX-HB-120W/50W




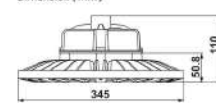
Dimension [mm]



Model : ELX-HB-200W



Dimension [mm]



Dimension [mm]



M10 Hanging Hook



Mounting Bracket



Stainless Steel Safety Wire



Iron Chain

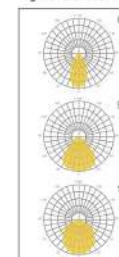


Aluminium Lampshade



PC Lampshade

Light Distribution Curve




- * Easy maintenance
- Modular LED for easy replacement
- Opening and closing possible of LED module part and power supply part
- Customizable beam angle
- Temperature max 50°



ECO
LUXON
Flat Light Ecoluxon
ELX-FLT-ECOFLKT

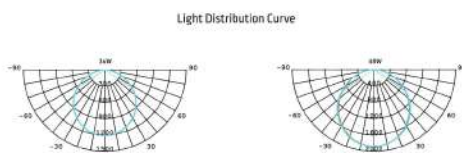
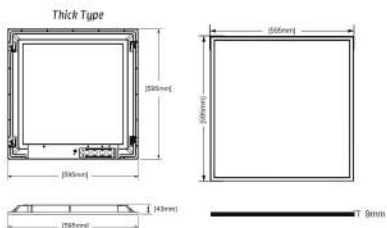
120
lm/W



■ Specification

Daya (W)	Input Voltage	Frequency Amp	LED Efikasi	Total Lumen	CRI	Temperatur Warna	Proteksi	Berat	Material
36W	AC170-265V	50/60Hz	120Lm/W	4,320Lm	>80Ra	4000K/6000K	IP20	2kg	Die Casting Aluminium
48W	AC170-265V	50/60Hz	120Lm/W	5,760Lm	>80Ra	4000K/6000K	IP20	2kg	Die Casting Aluminium

Dimension (mm)



Application



- * Easy maintenance
- Modular LED for easy replacement
- Opening and closing possible of LED module part and power supply part
- Customizable beam angle
- Temperature max 50°



ZERON
NEW LIGHT NEW LIFE

Line Grill Lamp
ZERN-DT01

90
CRI




■ Specification

Daya (W)	Input Voltage	Frequency Amp	LED Efikasi	Total Lumen	CRI	Temperatur Warna	Proteksi	Beam Angle	Material
5W	DC 48V	50/60Hz	80Lm/W	400Lm	>80Ra Optional (>90Ra, >95Ra)	3000K/4000K/5000K	IP20	24°/36°	Aluminium
10W				800Lm					
15W				1,200Lm					
20W				1,600Lm					
25W				2,000Lm					

Model : ZERN-DT01-6T-5W



Dimension (mm)



Model : ZERN-DT01-24T-20W



Dimension (mm)



Model : ZERN-DT01-12T-10W



Dimension (mm)



Model : ZERN-DT01-30T-25W



Dimension (mm)



Model : ZERN-DT01-18T-15W



Dimension (mm)



Application



- * Easy maintenance
- Modular LED for easy replacement
- Opening and closing possible of LED module part and power supply part
- Customizable beam angle
- Temperature max 50°



ZERON
NEW LIGHT NEW LIFE

Downlight Surface Mounted
ZERN-HY01YS

135
lm/W

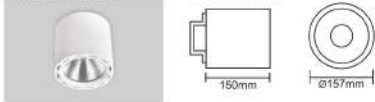


Specification

Daya (W)	Input Voltage	Frequency Amp	LED Efikasi	Total Lumen	CRI	Temperatur Warna	Proteksi	Beam Angle	Material
60W	AC100-240V	50/60Hz	135lm/W	8.300Lm	>80Ra	3000K/4000K/5000K/6000K	IP65	36°/60°	Die Casting Aluminium
150W	AC100-240V	50/60Hz	135lm/W	20.250Lm	>80Ra	3000K/4000K/5000K/6000K	IP65	36°/60°	Die Casting Aluminium

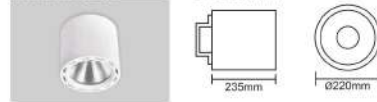
Model : HY01YS-60W

Dimension [mm]



Model : HY01YS-150W

Dimension [mm]



Application



- * Easy maintenance
- Modular LED for easy replacement
- Opening and closing possible of LED module part and power supply part
- Customizable beam angle
- Temperature max 50°



ZERON
NEW LIGHT NEW LIFE

Downlight Surface Mounted
ZERN-J02

100
lm/W



Specification

Daya (W)	Input Voltage	Frequency Amp	LED Efikasi	Total Lumen	CRI	Temperatur Warna	Proteksi	Beam Angle	Material
10W	AC110-240V	50/60Hz	100Lm/W	1.200Lm	>80Ra	3000K/4000K/5000K/6000K	IP20	20°/40°/60°	Die Casting Aluminium
20W				2.000Lm					
30W				3.000Lm					

Model : ZERN-J02-2005T

Dimension [mm]



Model : ZERN-J02-3001T

Dimension [mm]



Model : ZERN-J02-4001T

Dimension [mm]



Application



- * Easy maintenance
- Modular LED for easy replacement
- Opening and closing possible of LED module part and power supply part
- Customizable beam angle
- Temperature max 50°



ZERON
NEW LIGHT NEW LIFE

Downlight Surface Mounted

ZERN-HY01YS



3.000K 4.000K 5.000K 6.000K

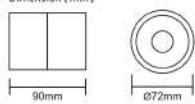
■ Specification

Daya [W]	Input Voltage	Frequency Amp	LED Efikasi	Total Lumen	CRI	Temperatur Warna	Proteksi	Beam Angle	Material
10W	AC100-240V	50/60Hz	120lm/W	1.200Lm	>80Ra Optional (+90Ra, +95Ra)	3000K/4000K/5000K/6000K	IP65	24°/38°/60°	Die Casting Aluminium
30W	AC100-240V	50/60Hz	120lm/W	3.600Lm	>80Ra Optional (+90Ra, +95Ra)	3000K/4000K/5000K/6000K	IP65	24°/38°/60°	Die Casting Aluminium

Model : HY01YS-10W



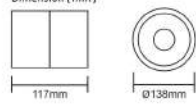
Dimension [mm]



Model : HY01YS-30W



Dimension [mm]



Application



- * Easy maintenance
- Modular LED for easy replacement
- Opening and closing possible of LED module part and power supply part
- Customizable beam angle
- Temperature max 50°



ZERON
NEW LIGHT NEW LIFE

Downlight Surface Mounted

ZERN-J02FSMZ



3.000K 4.000K 5.000K 6.000K

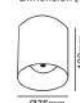
■ Specification

Daya [W]	Input Voltage	Frequency Amp	LED Efikasi	Total Lumen	CRI	Temperatur Warna	Proteksi	Beam Angle	Material
10W	AC100-277V	50/60Hz	120Lm/W	1.200Lm	>80Ra Optional (+90Ra, +95Ra)	3000K/4000K/5000K/6000K	IP65	20°/40°/60°	Die Casting Aluminium
15W				1.800Lm					
20W				2.400Lm					
30W				3.600Lm					
40W				4.800Lm					
50W				6.000Lm					
60W				7.200Lm					
80W				9.600Lm					

Model : ZERN-J02FSMZ-10W



Dimension [mm]



Model : ZERN-J02FSMZ-40W



Dimension [mm]



Model : ZERN-J02FSMZ-15W



Dimension [mm]



Model : ZERN-J02FSMZ-50W/60W



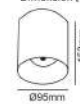
Dimension [mm]



Model : ZERN-J02FSMZ-20W



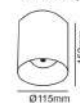
Dimension [mm]



Model : ZERN-J02FSMZ-30W



Dimension [mm]



Model : ZERN-J02FSMZ-80W



Dimension [mm]



- * Easy maintenance
- Modular LED for easy replacement
- Opening and closing possible of LED module part and power supply part
- Customizable beam angle
- Temperature max 50°



ECO
LUXON
Recessed Downlight
ELX-MRAC38-H5W
CREE



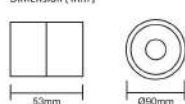
■ Specification

Daya [W]	Input Voltage	Frequency Amp	LED Efikasi	Total Lumen	CRI	Temperatur Warna	Proteksi	Beam Angle	Material
5W	AC100-240V	50/60Hz	90Lm/W	480Lm	>90Ra	3000K/6000K	IP20	45°	Aluminium

Model : ELX-MRAC38-H5W



Dimension (mm)



Application



- * Easy maintenance
- Modular LED for easy replacement
- Opening and closing possible of LED module part and power supply part
- Customizable beam angle
- Temperature max 50°



ZERON
NEW LIGHT NEW LIFE

Recessed Downlight
ZERN-Y01HD



■ Specification

Daya [W]	Input Voltage	Frequency Amp	LED Efikasi	Total Lumen	CRI	Temperatur Warna	Proteksi	Beam Angle	Material
12W 20W 50W 80W	AC100-240V	50/60Hz	95Lm/W	1340Lm 1960Lm 4750Lm 7660Lm	>90Ra Optional (-90Ra, -95Ra)	3000K/4000K/5000K/6000K	IP20	15°/24°/38°	Die Casting Aluminium

Model : ZERN-Y01HD-12W



Dimension (mm)



Model : ZERN-Y01HD-50W



Dimension (mm)



Model : ZERN-Y01HD-20W



Dimension (mm)



Model : ZERN-Y01HD-80W



Dimension (mm)



- * Easy maintenance
- Modular LED for easy replacement
- Opening and closing possible of LED module part and power supply part
- Customizable beam angle
- Temperature max 50°



ZERON
NEW LIGHT NEW LIFE

Recessed Downlight
ZERN-H06R



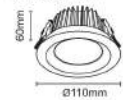
Specification

Daya (W)	Input Voltage	Frequency Amp	LED Efikasi	Total Lumen	CRI	Temperatur Warna	Proteksi	Beam Angle	Material
10W	AC100-277V	50/60Hz	1.000Lm	2.000Lm	>80Ra Optional (+80Ra, +95Ra)	3000K/4000K/5000K/6000K	IP65	60°	Die Casting Aluminium
20W			3.000Lm						
30W			4.000Lm						
40W			4.000Lm						

Model : ZERN-H06R-10W



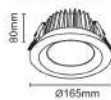
Dimension [mm]



Model : ZERN-H06R-30W



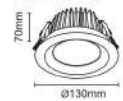
Dimension [mm]



Model : ZERN-H06R-20W



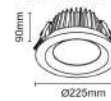
Dimension [mm]



Model : ZERN-H06R-40W



Dimension [mm]




- * Easy maintenance
- Modular LED for easy replacement
- Opening and closing possible of LED module part and power supply part
- Customizable beam angle
- Temperature max 50°



ZERON
NEW LIGHT NEW LIFE

Recessed Downlight
ZERN-H06S



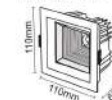
Specification

Daya (W)	Input Voltage	Frequency Amp	LED Efikasi	Total Lumen	CRI	Temperatur Warna	Proteksi	Beam Angle	Material
10W	AC100-277V	50/60Hz	1.000Lm	2.000Lm	>80Ra Optional (+80Ra, +95Ra)	3000K/4000K/5000K/6000K	IP65	60°	Die Casting Aluminium
20W			3.000Lm						
30W			4.000Lm						
40W			4.000Lm						

Model : ZERN-H06S-10W



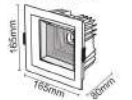
Dimension [mm]



Model : ZERN-H06S-30W



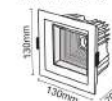
Dimension [mm]



Model : ZERN-H06S-20W



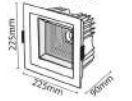
Dimension [mm]



Model : ZERN-H06S-40W



Dimension [mm]



- * Easy maintenance
- Modular LED for easy replacement
- Opening and closing possible of LED module part and power supply part
- Customizable beam angle
- Temperature max 50°



ECO LUXON
MR16 Ecoluxon
ELX-MRAC38 / MRDC38

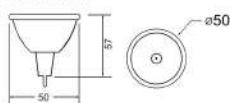

3.000K 4.000K 5.000K 6.000K

Specification


Daya (W)	Input Voltage	Frequency Amp	LED Efikasi	Total Lumen	CRI	Temperatur Warna	Beam Angle	Berat	Material
5W	DC 12V, AC 100-240V	50/60Hz	85Lm/W	425Lm	>90Ra	3000K/6000K	38°	58.5gr, 29gr	Die Casting Aluminium

 Model : ELX-MRAC38-5W
 ELX-MRDC38-5W


Dimension [mm]



Light Distribution Curve



Application



- * Easy maintenance
- Modular LED for easy replacement
- Opening and closing possible of LED module part and power supply part
- Customizable beam angle
- Temperature max 50°


ECO LUXON
MR16 ECOLUXON
ELX-MRDC


3.000K 4.000K 5.000K 6.000K

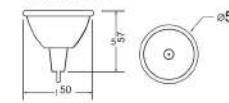
Specification

Daya (W)	Input Voltage	Frequency Amp	LED Efikasi	Total Lumen	CRI	Temperatur Warna	Beam Angle	Berat	Material
6W	DC 12V	50/60Hz	100Lm/W	600Lm	>90Ra	3000K/4000K/6000K	±5°/24°	43.5gr 40gr	Die Casting CNC Aluminium


Model : ELX-MRDC15HQ-6W



Dimension [mm]



Light Distribution Curve



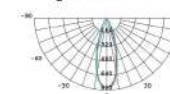
Model : ELX-MRDC24HQ-6W



Dimension [mm]



Light Distribution Curve



- * Easy maintenance
- Modular LED for easy replacement
- Opening and closing possible of LED module part and power supply part
- Customizable beam angle
- Temperature max 50°



ECO
LUXON

Bulb Ecoluxon

ELX-BL

120
lm/W



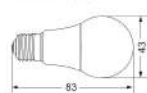
■ Specification

Daya [W]	Input Voltage	Frequency Amp	LED Efikasi	Total Lumen	CRI	Temperatur Warna	Proteksi	Berat	Material
5W	AC165-265V	50/60Hz	120lm/W	600Lm	>80Ra	3000K/4000K/6000K	IP20	21gr	Die Casting Aluminium
7W				840Lm				27gr	
9W				1.080Lm				29gr	
12W				1.440Lm				36.5gr	
18W				2.160Lm				50gr	


Model : ELX-BL-5W



Dimension (mm)



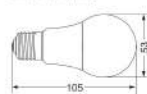
Light Distribution Curve



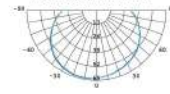
Model : ELX-BL-7W



Dimension (mm)



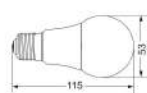
Light Distribution Curve




Model : ELX-BL-9W



Dimension (mm)



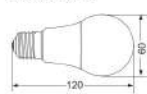
Light Distribution Curve




Model : ELX-BL-12W



Dimension (mm)



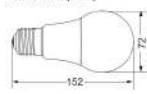
Light Distribution Curve



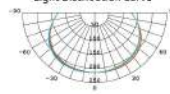
Model : ELX-BL-18W



Dimension (mm)



Light Distribution Curve



- * Easy maintenance
- Modular LED for easy replacement
- Opening and closing possible of LED module part and power supply part
- Customizable beam angle
- Temperature max 50°



ECO
LUXON

PAR30 Ecoluxon

ELX-LSP359

100
lm/W



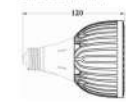
■ Specification

Daya [W]	Input Voltage	Frequency Amp	LED Efikasi	Total Lumen	CRI	Temperatur Warna	Beam Angle	Berat	Material
30W	AC180-240V	50/60Hz	100Lm/W	3.000Lm	>90Ra	3000K/4000K/6000K	15°/24°/36°	394gr	Die Casting Aluminium


Model : ELX-LSP359-30W



Dimension (mm)




Light Distribution Curve




Model : ELX-LSP359TJFC-30W



Dimension (mm)




Light Distribution Curve



- * Easy maintenance
- Modular LED for easy replacement
- Opening and closing possible of LED module part and power supply part
- Customizable beam angle
- Temperature max 50°




ECO
LUXON
Strip Light Ecoluxon
ELX-INST-COB



■ Specification

Daya (W)	Input Voltage	Frequency Amp	LED Efikasi	Total Lumen	CRI	Temperatur Warna	Proteksi	Unit	Material
8W	DC 12V	50/60Hz	100Lm/W	800Lm	>90Ra	3000K/4000K/6000K	IP20	5 Meter/Roll	Polymide
11W			1300Lm						
14W			1400Lm						

Model : COB




Application



- * Easy maintenance
- Modular LED for easy replacement
- Opening and closing possible of LED module part and power supply part
- Customizable beam angle
- Temperature max 50°



ECO
LUXON
Flat Light Ecoluxon
ELX-FLT-ECOFLPI



■ Specification

Daya (W)	Input Voltage	Frequency Amp	LED Efikasi	Total Lumen	CRI	Temperatur Warna	Proteksi	Berat	Material
35W	AC170-265V	50/60Hz	120Lm/W	4.320Lm	>80Ra	4000K/6000K	IP20	2.4kg	Die Casting Aluminium
48W			5.760Lm						

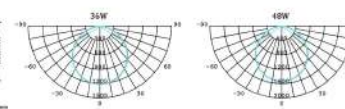
External Type



Dimension (mm)



Light Distribution Curve



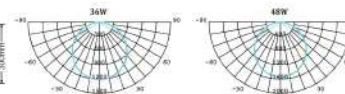
Internal Type



Dimension (mm)



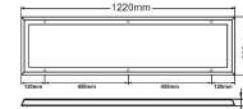
Light Distribution Curve



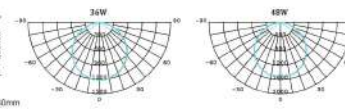
Thick Type



Dimension (mm)



Light Distribution Curve



- * Easy maintenance
- Modular LED for easy replacement
- Opening and closing possible of LED module part and power supply part
- Customizable beam angle
- Temperature max 50°

